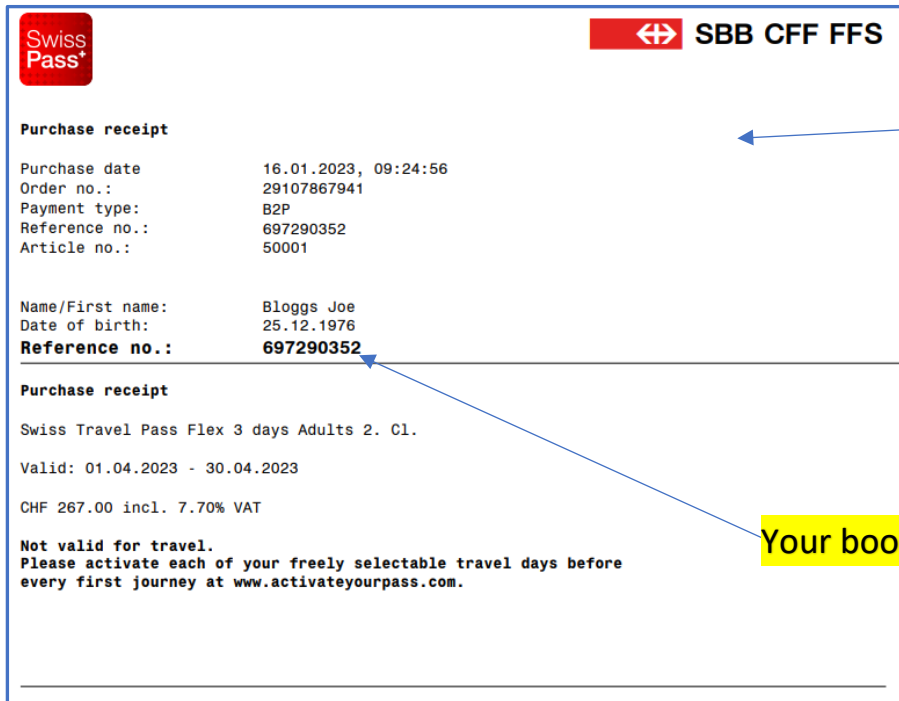


Swiss Travel Pass Flex

Thank you for ordering your Swiss Travel Pass Flex with STC.

Here are some important instructions how to use your Swiss Travel Pass Flex e-ticket.

Below is an example of a purchase receipt which you need to use in order to activate your chosen dates of travel.



Swiss Pass* **SBB CFF FFS**

Purchase receipt

Purchase date: 16.01.2023, 09:24:56
 Order no.: 29107867941
 Payment type: B2P
 Reference no.: 697290352
 Article no.: 50001

Name/First name: Bloggs Joe
 Date of birth: 25.12.1976
Reference no.: 697290352

Purchase receipt

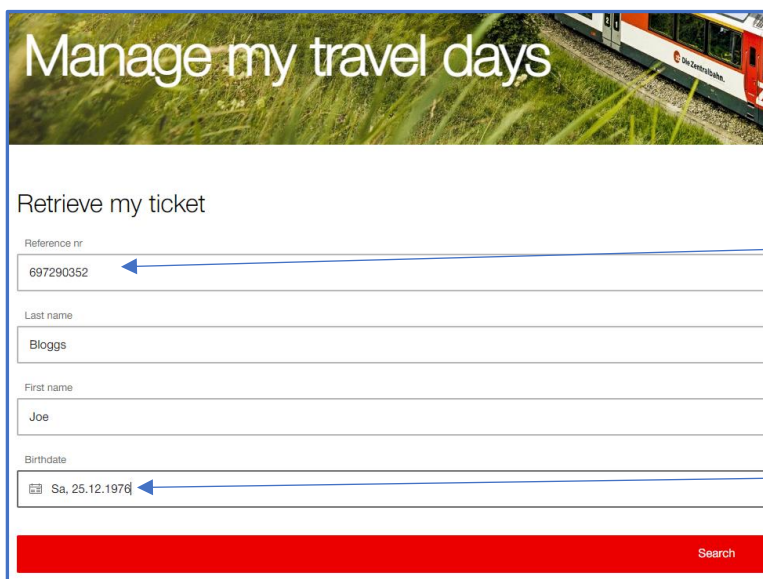
Swiss Travel Pass Flex 3 days Adults 2. Cl.
 Valid: 01.04.2023 - 30.04.2023
 CHF 267.00 incl. 7.70% VAT

Not valid for travel.
 Please activate each of your freely selectable travel days before every first journey at www.activateyourpass.com.

← This is not a ticket!

← Your booking no.

Go to www.activateyourpass.com and enter the details as shown below and ensure you use the **Reference No.** Please enter your surname, first name and date of birth (European format) DD/MM/YYYY



Manage my travel days

Retrieve my ticket

Reference nr

Last name

First name

Birthdate

← Your booking no.

← Date /Month/Year

Manage Your Flex days

- Select your desired days of travel by clicking on the corresponding date.
A selected day can be deselected by clicking on it again.

Important: Confirm each selection/deselection by clicking on **“Activate/deactivate tickets”**

- Each travel day must be activated before the start of the journey at the latest. On the day of travel, an activated ticket can no longer be deactivated.

Important: If you activate a day by mistake on the day of travel and wish to deactivate, this will not be possible and STC cannot amend this).

- Under **“My tickets”** you will find your valid ticket for each activated day of travel. Please present it for inspection.

My tickets

Activated day Show ticket → Print ticket → Add to wallet →

Valid:
Apr 05, 2023

Activated day Show ticket → Print ticket → Add to wallet →

Valid:
Apr 11, 2023

April				2023		
MO	TU	WE	TH	FR	SA	SU
					1	2
3	4	5	6	7	8	9
10	11	12	13	14	15	16
17	18	19	20	21	22	23
24	25	26	27	28	29	30

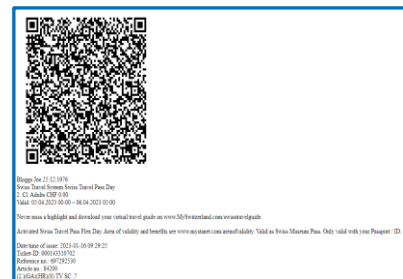

Activate/deactivate tickets →

You now have several options to display the activated days to the ticket inspectors. If you have a mobile device, you can **“add to wallet”** so that it can appear on your phone. If you have an iPhone, the wallet app is already installed. (On Android phones, please choose a suitable wallet app as we do not recommend any specific ones).

It may be easier to **“Print ticket”** on A4 paper. (Please remember you would need to do this each day that you want to travel.)

Or you can simply show ticket for the QR code to be scanned.

Example of Ticket Wallet Example of print@home Ticket on A4 Show Ticket



If you do not have access to activating/deactivating tickets or printing them, we strongly recommend checking with your local Swiss station for assistance.

We wish you a pleasant holiday in Switzerland.